

A Swift & Convenient PARENTAL PAYMENT SYSTEM



Dear Parents,

Our aim is to transition to a cashless school and to assist parents paying for school activities. To this end we are introducing Way2Pay, a swift and convenient Parental Payment System. Way2Pay is designed to help schools manage, receipt, track and audit school money, while also providing a comprehensive and flexible system for parents. With Way2Pay you can conveniently manage bills for siblings in one or more schools from a single login, review your payment history and print receipts. Parents have two payment options: login online to your personal dashboard or swiftly pay by text message.

PAY ONLINE AT WWW.WAY2PAY.ORG

Login to view all current activity bills from your child's school. Review your most recent three payments, full payment history, print receipts and quickly email the school. With the Way2Pay personal dashboard you can see all activities for all your children even if they are in different schools that use Way2Pay. You can pay by installments, upload credit* and even store your card details on a secure Irish banking system - making safe online payments even simpler.

Go To: www.way2pay.org For your username AND password enter your mobile phone number in 3538xxxxxxx format. You will be asked to create your own password at this point.

*Note: Click on Plus Icon (+) to select the bill you wish to pay; * select schools only*

PAY BY TEXT MESSAGE

A payment request text will be sent to you from the school. Simply click on the link in the text to pay in three easy steps:

1. Choose a bill to pay. 2. Tick T&C and Pay by Card Online. 3. Enter card details on a secure banking system

Note: You will be asked a security question before viewing your current bill list. Click on Plus Icon (+) to select the bill you wish to pay.

IF YOU FORGET YOUR PASSWORD

Simply go to www.Way2Pay.org and click Forgot Your Password? link. If you have accidentally deleted your school's payment request text, click Make a Payment button and enter your mobile number to receive a new text message with a new link to pay.

Note: Click on Plus Icon (+) to select the bill you wish to pay.

Way2Pay offers support directly to parents with a dedicated call center of fully trained personnel, ready to assist with any queries or address any difficulties you may have. Please contact their helpdesk on **+353 (0)61 203355** during office hours or email way2payparents@three.ie. We invite you to use Way2Pay and help our school in our aim to go cashless.

Thank you,
Principal



Way2pay Parents Dashboard

Introduction

Way2Pay has been designed to help parents manage school payments from a planning and paying perspective. We offer ultimate convenience, enabling secure on-phone payments without passwords.

- **Paying:** most bills are paid without parents logging in. This is wonderfully convenient as you do NOT have to remember a password to access Way2Pay. You will receive an SMS/Text Message from the school requesting payment for various bills and activities. Each SMS has a unique code linking that request to your child.

What to expect: 'Please pay for your child's (Ryan Boyd) school activity (Trip to Aran) by clicking on the following link'. You simply click on the link you are taken to your own dashboard listing any outstanding bills for Ryan.

- **Planning** as you can access the system at all times you can pay for school fees, trips and activities in installments over time. Many schools will send out payment requests early so that parents have a good chance to budget.

How To for Parents

In this section we will show parents how to best login and best use Way2Pay. We will take you through paying without logging to using all the functions on your dashboard. The functions included are

- How to Pay a School Bill on my Phone, 'Pay by Text'
- How to Login to Way2Pay for the first time
- What can I do if I have forgotten my username and/or password?
 - Send me a link to pay
 - Send me a link to reset my password
- How to Pay on any Device
- How to View Payment History
- How to Print Payment Receipts
- How to Contact Way2Pay Support
- View Way2Pay Support Videos

How to Pay a School Bill on my Phone, 'Pay by Text'

Step 1: You will receive an SMS from your school, click on the link and follow the instructions.

Step 2: Answer the security question and click submit. Example of question; enter last 3 digits of your phone number.

Step 3: Select pay bills from the menu

Step 4: Press the PLUS sign beside the bills you wish to pay, agree T&C and click pay now.

Step 5: Click 'Pay Now' to enter secure payments page and complete the payment for your child's event.



How to Login to Way2Pay for the first time

Step 1. Go to www.way2pay.org and select the "Login".

Step 2. Your mobile number Enter for both "username/ password" options, click "Login". Ensure the number entered is the number your school has on record and it is in 35387xxxxxxx format.

Step 3. When logging in for the first time, the website will redirect to a "password reset page", this will allow you to enter a new password of your choosing.

Step 4. Enter your mobile number in the "confirm username" box then enter a new password.

Step 5. When new password is selected, click on "change password".

Step 6. When your password has been reset your parent dashboard will open.

What can I do if I have forgotten my username and/or password

Send me a link to pay

Step 1. Go to www.way2pay.org and select the "make a payment".

Step 2. Your mobile number and click 'send me a link'



AN EFFECTIVE INCOME COLLECTION SYSTEM FOR SCHOOLS

1. Click Make a Payment if you are new to Way2Pay or do not remember your login details
2. Click Login if you know your username and password (payments can then be made)

[Make A Payment](#) OR [Login](#)

[Forgot Your Password?](#)

Make a payment

To log in and make a payment, please enter your mobile number below.
We will then send you an sms which will let you log in.

Please note your mobile phone number should be entered in international format.
For example, 087xxxxxx should be entered as 35387xxxxxx.
For UK numbers, please enter 44xxxxxxx.

* Enter your mobile no. here

353872680667

✓ I'm not a robot



[Send me a link](#)

[Return to home](#)

Send me a link to Reset My Password

Step 1. Go to www.way2pay.org and select the "Forgotten Password".

Step 2. Your mobile number and click 'Send Reset Link'



AN EFFECTIVE INCOME COLLECTION SYSTEM FOR SCHOOLS

1. Click Make a Payment if you are new to Way2Pay or do not remember your login details
2. Click Login if you know your username and password (payments can then be made)

[Make A Payment](#) OR [Login](#)

[Forgot Your Password?](#)

Way2Pay > Home

User Name: your email address or mobile phone number (in most cases)
Please note: the mobile phone number must be entered in standard international format
e.g. 353xxxxxxx or 44xxxxxxx etc.. (Please drop all leading zeros). Thank you.

User Name:

If you forgot your password a message with a password reset link will be sent to your registered email address and mobile telephone number. Click on the link and you will be taken to a page where you can then create a new password.

[Send Reset Link](#)

[Cancel](#)

Enter mobile number and click
'Send Reset Link'

Pay on any device (Devices my Phone/PC/ Laptop /iPad/ Tablet etc.)

Step 1: Go to <https://www.way2pay.org> can click login, enter your username (mobile phone number in 35387xxx format) and password. From your dashboard you can do manage all your school payments pay bills, view history and print receipts.

Step 2. Select “Pay Bills” option on the left hand side of the screen.

Step 3. On the “Pay Bills” screen all active bills will be listed under “Activity”. In the example below I want to pay “Trip to Aran” for my Ryan.

Step 5. Click on the “Pay Now” option by clicking the plus sign. You can edit the payment amount before clicking, in the example I only want to pay €1 off a €5 bill.

Step 6. Go to the bottom of the screen, tick to agree to the T&C and give permission for participation in the event and click ‘Pay Now by Card Online’

Step 7. When payment has gone through successfully, you will be redirected to your dash board.

Step 8. “Item added successfully” message will appear on the top of your dash board, along with an update in your “recent payments” box.

Step 9. For further information on your payment, select “My Payment History” on the left hand side of the screen.

Log In

How to use your account:

1. Your mobile phone number in international format (i.e. country code followed by the mobile phone number without the first 0 of the number)
Example: the IE number 067000XXXX becomes 35387XXXXXX
2. Your email address
Example: user@domain.com

Please read our [FAQ](#) section for help on logging in and using Way2Pay

Username:

Password:

☐ Remember Login

[Forgot Your Password?](#)

Way2Pay

- Pay Bills
- My Payment History
- My Children's Activities
- Contact School
- View My Courses

Your Details

Name: Denise Doyle

Address: digital depot rise lane dublin8

Telephone: 553872560689

Email: vforde3@gmail.com

Outstanding vs. Payments in last 30 days

Paid €155

Outstanding: €930

Recent Payments

Activity Name	Amount Paid	Balance	Date
0. Trip to Aran	€5.00	€5.00	26/09/2017
Student Services 2017 2018	€160.00	€0.00	05/09/2017

Send an Email to your child's School

Select a School:

Enter your message:

Pay Bills

Please select a school:

Childs Name	Activity	Original Amount	Pay Now?	Balance	Total
Colum Gleeson	Trip to Wexford	10.00	+ -	<input type="text" value="5.00"/>	5.00
Colum Gleeson	Test Activity	10.00	+ -	<input type="text" value="10.00"/>	10.00
Colum Gleeson	TTRIP	10.00	+ -	<input type="text" value="10.00"/>	10.00
Colum Gleeson	gala	10.00	+ -	<input type="text" value="10.00"/>	10.00
Ryan		10.00	+ -	<input type="text" value="1.00"/>	1.00


Click the + button to indicate the activity you are paying


* Currency: Euro €

* Amount To Be Paid (€): 1.00

☒ * I agree to the [Terms and Conditions](#)

☒ * I give permission for this activity

 Pay By Card Online

 Pay With Pay with credit card online

Click Pay by Card Online option
to also use pre-paid Credit

[* Required]

Order Confirmation

Transaction State APPROVED
Order id 2017:10:03-10:10:20-219
Time 03/10/17 12:11:19
Ref. No. 601704
Approval Code Y:601704:4514143777:PPXP:1479
Total 1.00
Currency EUR


Please retain this copy for statement verification.


[Return to Shop](#)



Your Payment completed successfully!


Thank you for your payment of 1.00


 [Click here to return Home](#)

 **Pay Bills**
view or pay outstanding bills

 **My Payment History**
view historical payments

 **My Children's Activities**
your children's current activities

 **Contact School**
send the school an email

 **View My Courses**
My Courses

Your Details

Name: Denise Boyd
Address: digital depot roe lane dublin8
Telephone: 353872680667
Email: denise@way2pay.ie

Recent Payments

Activity Name	Amount Paid	Balance	Date
0. Trip to Aran	€1.00	€4.00	03/10/2017
Basketball Under 14	€20.00	€30.00	28/09/2017

View my Payment History

Step 1: Go to <https://www.way2pay.org> click login, enter your username and password and click login once more.

Step 2. Your Way2Pay parents' dashboard will be displayed, where you can manage all functions relating to your Childs payments including pay bills, view history and print receipts.

Step 3. Select "My Payment History" option on the left hand side of the screen.

You will see the payments methods and the balance outstanding for each bill, in the example below the Trip to Aran includes a cash payment of €5 and card payment of €1, the balance remaining is €4

Way2Pay

Pay Bills
View or pay outstanding bills

My Payment History
View historical payments

Parent can view my Payment History to see all payments made

Payment History

School: DemoSchool1

Student Name	Activity Name	Net Amount Paid	Outstanding Balance	Date Paid	Payment Method	Print Receipt
Ryan Boyd	0. Trip to Aran	€1.00	€4.00	03/10/2017	Authipay	
Mia boyd	Basketball Under 14	€20.00	€30.00	28/09/2017	Cash	
Mia boyd	Basketball Under 14	€70.00	€50.00	27/09/2017	Cash	
Ryan Boyd	0. Trip to Aran	€5.00	€5.00	26/09/2017	Cash	

Print my Payment Receipts

Follow the steps 1-3 above to display a list of payments made. Click on the Print Receipt Icon.

Contact Way2Pay Support

The support line number appears on the bottom of the Way2Pay website. Our support lines are open between 9am and 5pm Monday-Friday. Email support is available at support@way2pay.ie all calls are logged and ticketed. A copy of Way2Pay's Terms and Conditions are available on our Website.

Support Videos for Parents

Way2Pay are currently preparing a host of support videos for presentation in your dashboard. These videos are constantly being updated. Check in soon to view and comment.

Thank you from the Way2Pay Support Team