



CAO INFORMATION NIGHT

PRESENTATION SECONDARY SCHOOL,
LISTOWEL.



December 2020

What have we done so far:



UCC

University College Cork, Ireland
Coláiste na hOllscoile Corcaigh



UNIVERSITY of LIMERICK
Ollscoil Luimnigh



NUI Galway
OÉ Gaillimh



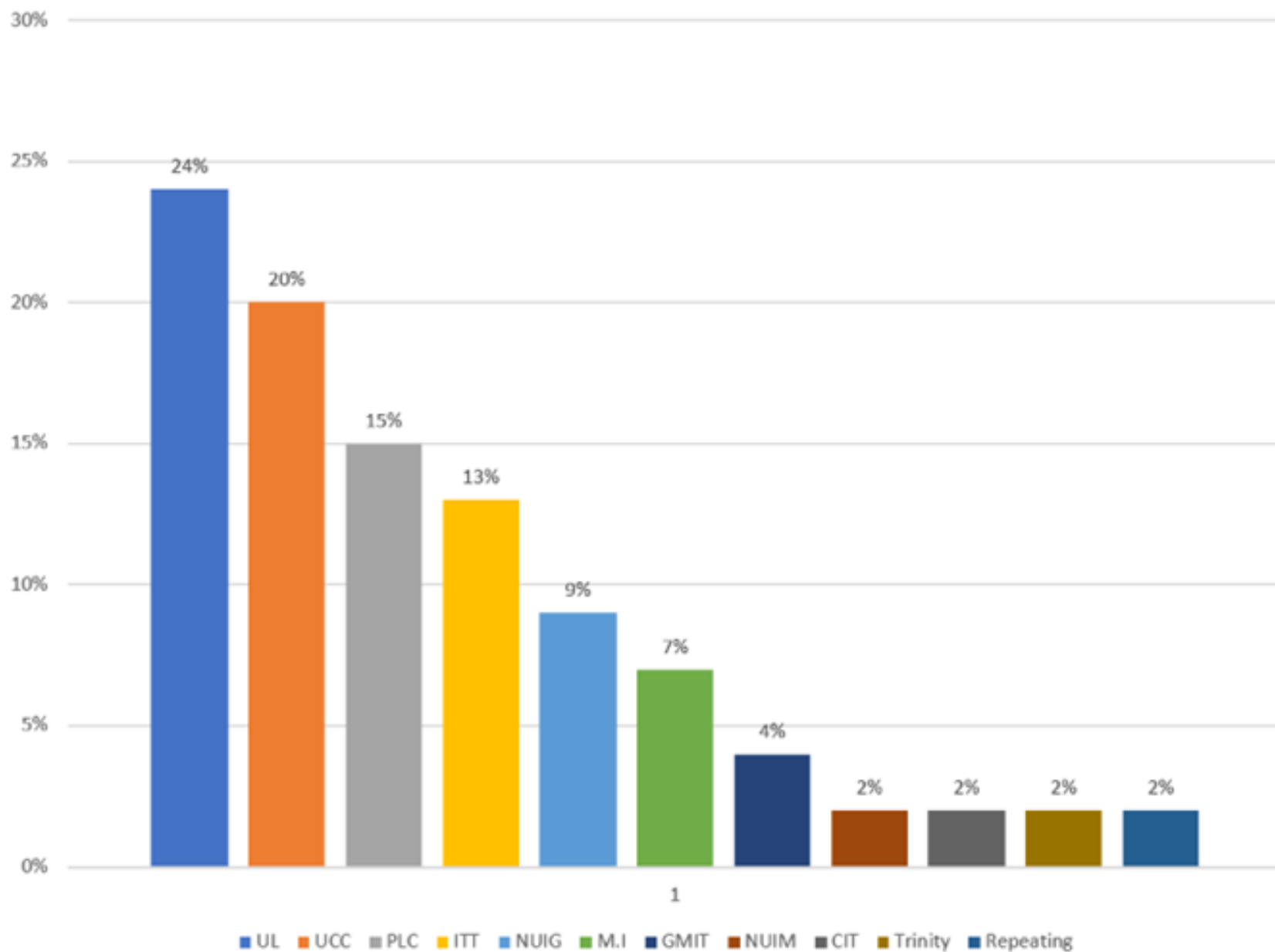
LIMERICK INSTITUTE
OF TECHNOLOGY
INSTITIÚID TEICNEOLAÍOCHTA
LUIMNIGH



Past Pupils

- To date we have had students from the following areas to speak to 6th years:
 - Graduate of Civil Engineering
 - Graduate of Agricultural Science
 - Graduate of Applied Psychology
 - Graduate of Medicine

Progression Routes of Class of 2019





Options after the Leaving Certificate

- Work
- Year Out
- Apprenticeships
- Further Education (Post Leaving Certificate courses)
- Third Level Education



Continuing your education after the Leaving Certificate.

The Options

- Post Leaving Certificate Course -1 or 2 years

CAO

- Level 6 Certificate 2 years
- Level 7 Ordinary Degree 3 years
- Level 8 Honours Degree 3/4 years

MINIMUM REQUIREMENTS FOR FURTHER EDUCATION

- Level 8 – Honours Degrees

- 3/4 years study

- Min. of 2 H5 and 4 O6/H7

(TCD & a small no. of level 8 courses Min 3 H5 and 3 O6/H7)

- Level 7 – Ordinary Degrees

- 3 years study

- Min. 5 O6/H7

- Level 6 – Higher Certificate

- 2 years study

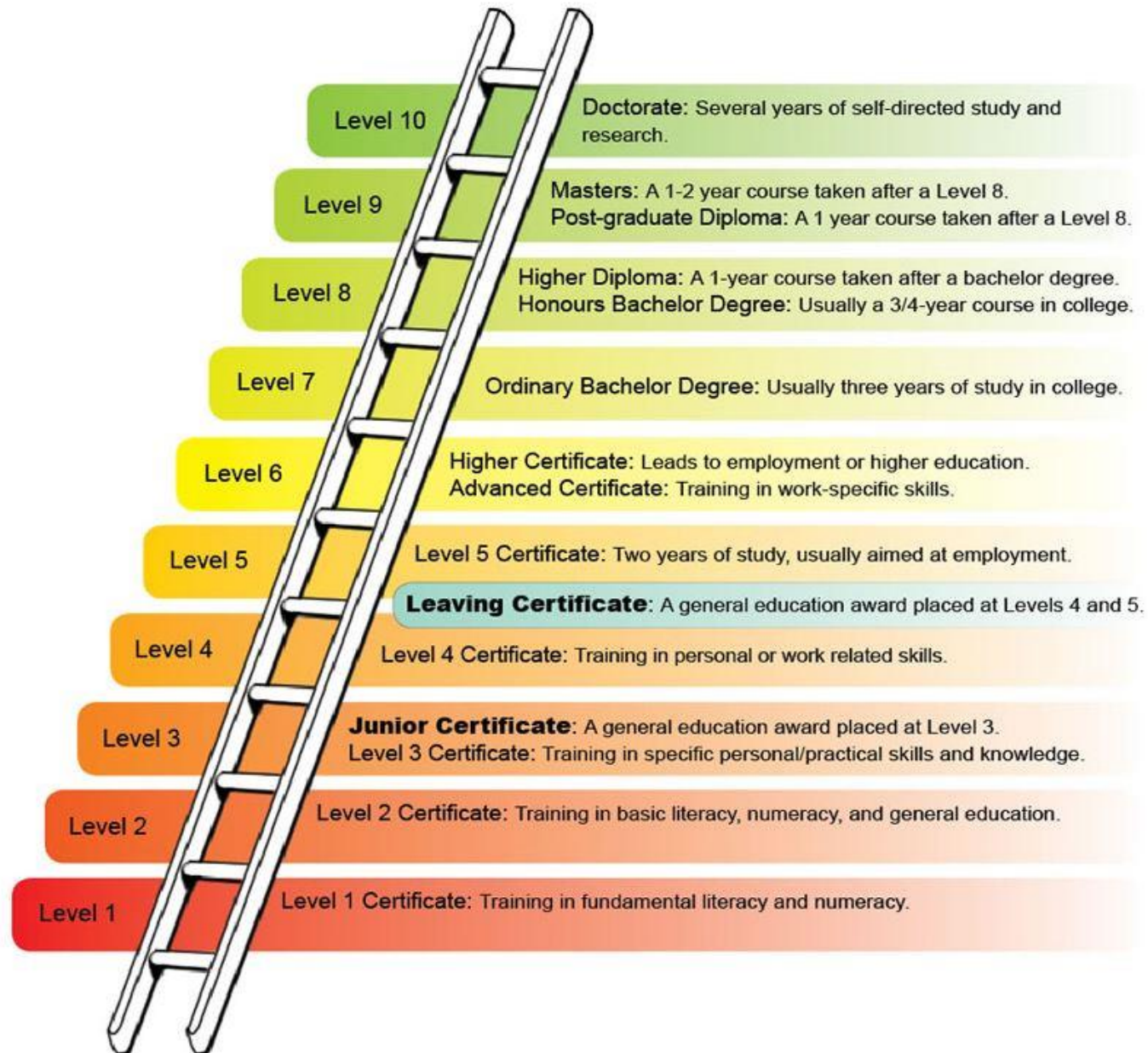
- Min 5 O6/H7

- Post Leaving Certificate Courses

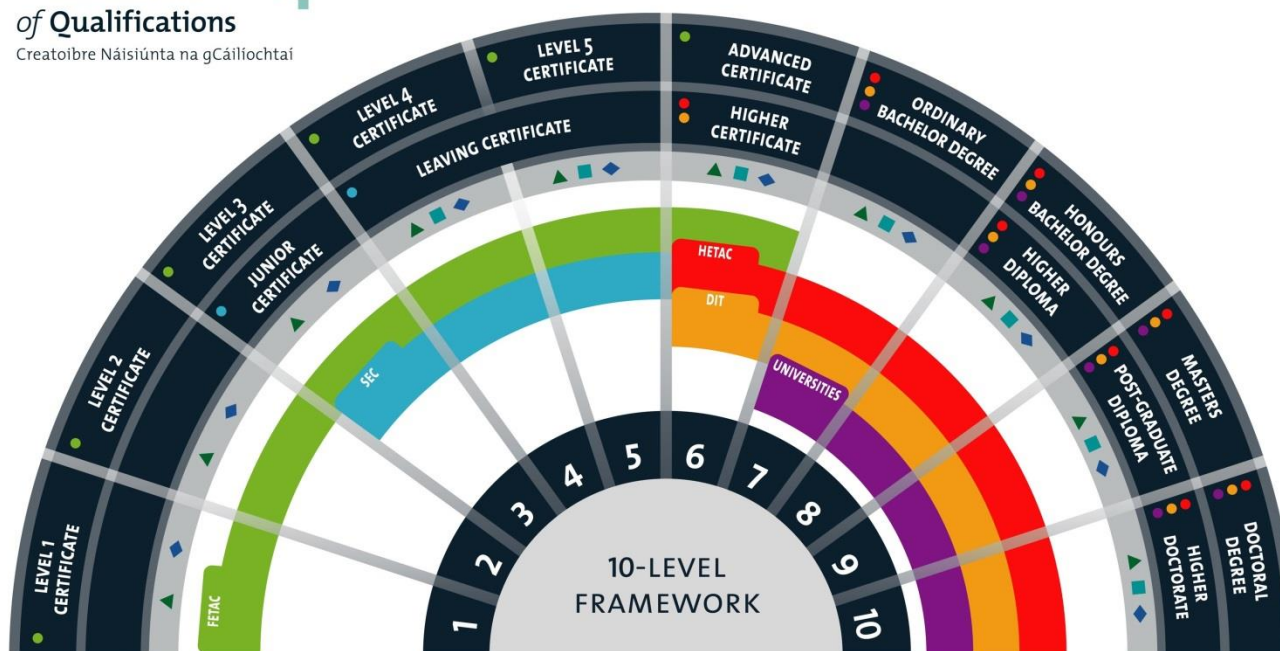
- 1 year study

- Min. 5 passes in H/O/F





Qualification Framework



KEY


- FETAC - Further Education and Training Awards Council
- SEC - State Examinations Commission (Department of Education & Science)
- HETAC - Higher Education and Training Awards Council
- DIT - Dublin Institute of Technology
- Universities

AWARDS IN THE FRAMEWORK

There are four types of award in the National Framework of Qualifications:

- Major Awards:** are the principal class of awards made at a level
- Minor Awards:** are for partial completion of the outcomes for a Major Award
- Supplemental Awards:** are for learning that is additional to a Major Award
- Special Purpose Awards:** are for relatively narrow or purpose-specific achievement

Golden Rule....




Sources of Information?

- CAO Handbook
- Guidance Counsellors/Teachers
 - www.cao.ie
 - www.qualifax.ie
 - www.careersportal.ie
 - www.accesscollege.ie
 - www.ucas.com
- Open days - College visits
- Current students / graduates

What is the CAO?

- What is the CAO?

Central Applications Office
based in Galway.



- What do they do?

They process all applications to undergraduate courses in Higher Education Institutions (HEIs).

- What do they NOT do?

They do not SET the points each year.

Key CAO dates

- **20th January, 2020 5.15pm**
 - Closing date for receipt of early online application
- **1st February, 2020 5.15pm**
 - Closing date for receipt of normal application (**Restricted entry**)
- **1st May, 2020**
 - Closing date for receipt of late applications
- **From May 5th, 2020**
 - Change of mind facility becomes available .
- **1st July, 2020**
 - Latest date for receipt of change of mind form in CAO.
- **19th August (expected date), 2020**
 - First round of offers will commence.

<i>Level 8</i>	
Pref	Course Code
1	CK101
2	DC201
3	AL033
4	DN021
5	TR084
6	DC115
7	DT366
8	BN101
9	DT413
10	PD101

<i>Level 6/7</i>	
Pre f	Course Code
1	BN003
2	TA102
3	TA101
4	NC101
5	TA108
6	DT315
7	DT521
8	
9	
10	

**Listed in genuine
order of preference!**

Dream Courses

Realistic courses

Safety Net Courses

SAMPLE CAO FORM 1

LEVEL 8

1. Primary Teaching Mary I	474
2. Arts UCC	300
3. Early Child. Studies ITT	300
4. Social Care ITT	318
5. Social Care Work LIT	325

LEVEL 7/6

1. Social Care IT Tralee	208
2. Social Care CIT	330

Genuine
order of
preference!!!

How Places are Allocated?

- When examination results are released in August they are entered into the CAO computer.
- The computer checks each applicant's results. For each course the applicant has applied for, the computer first determines if the applicant has the minimum entry requirements for the course.



How Places are Allocated?

- If the applicant meets the minimum entry requirements for the course, the applicant's points are calculated for this course choice.
- All eligible applicants are then placed in a list, in order of the points they achieved, for each course that they applied for.




QUEUE
HERE



How Places are Allocated?

- The colleges then tell CAO how many places are to be offered on each course.
- CAO then makes offers to the required number of applicants on each course starting with the applicant with the highest points and working down until enough places have been offered.






These are the applicants for CK101 (Arts in UCC)

The examination results have not yet been released, so these applicants are in no particular order.

We are going to trace the progress of the applicant marked in red.



Results are issued. Applicants are placed in a queue for each course they applied for, their position in the queue is determined by their points. The applicant with the highest points is placed at the top of the queue.

The points achieved by the applicant in red determines her position in the queue for each course he applied to.



The applicants marked in green have enough points to be offered places.

The applicant marked in red has enough points for his second preference.

1. CK101 

2. DN201 

The applicant in red is offered his second preference, the highest preference course that he has enough points for, and he will now disappear from the queue in all his lower choices.

- **Students will now be given a shorter number of days to accept the offer but very important to check the deadline date given with the offer.**
- **If offered Level 8 and Level 6/7 offer, accepting one automatically rejects the other.**
- **Rejecting an offer does NOT guarantee that you will get another – Think carefully!**



In the Second round of offers three more offers are made on CK101 and our applicant, who was second in line, now receives an offer.

He may do nothing and remain in DN201 or he may accept the offer and begin in CK101.



Points depend on.....

- How many places are available on a particular course?
- How many applicants there are for that particular course?
- What points they scored in their Leaving Certificate?



Genuine Order of Preference



- You do not need to guess what the points are going to be for the courses you are interested in.
- Simply list your courses in genuine order of preference from the highest preference 1, to the lowest preference 10.
- If you are entitled to an offer, you will be offered the highest preference that you are entitled to.

Common Errors



- **Not enough research into courses**
- **Listing courses in order of points instead of genuine preference**
- **Underestimating / overestimating Leaving Certificate results**
- **Targeting low point courses in hope of getting College place**
- **Targeting Level 8 courses only and ignoring Level 7 & 6 courses thereby Ladder of Opportunity**
- **Not considering courses outside certain geographic areas**

Dos / 'Don'ts of CAO Applications

- **Do** choose ten options if at all possible
- **Do** list courses in order of **genuine preference**
- **Do** make sure to have other options if you do not get your preferences e.g. PLC course
- **Do** check Alert Lists on CAO website



Dos / 'Don'ts of CAO Applications

- **Do not** depend totally on getting the 1st, 2nd or 3rd choice

You may be offered your 4th / 5th / 6th / 7th / 8th / 9th / 10th choice.
Be prepared for this and choose wisely!

- **Do not** disregard the GENUINE ORDER OF PREFERENCE rule!

- **Do not** ignore the Level 6/7 route

- **Do not** target only low point courses in hope of getting to College



PLC/CFE Courses

Post Leaving Certificate Courses

- **Good, recognised qualification**
- **Also may allow students to go onto Degree courses in colleges based on their performance.**
- **Should apply from January 2020 directly to the PLC**



Options for Everyone Regardless of points!

Large variety of courses

- **Business**
- **Art/Design**
- **Multimedia**
- **Beauty Therapy**
- **Insurance/Banking**
- **Travel/Tourism**
- **Social Care**
- **Science**
- **Law**
- **Nursing**
- **Computers**



How to apply?

CAO handbook

NB. Online application fee is **€30** if you apply **before 20th January**
After 17.15 on that date, the fee goes up to **€40**.

The screenshot shows the CAO Central Application website. The browser address bar displays <https://www.cao.ie/apply.php>. The website header includes the CAO logo and navigation links: Home, My Application, Apply, Courses, Handbook, and Contact. The date "Monday, 3 December 2018 18:15" is shown. The main content area is titled "2019 CAO Application (September/October 2019 entry)". A box titled "Before Applying:" contains three instructions: 1. If you previously started your 2019 CAO application and have received a 2019 application number, proceed instead to the "My Application" facility where you may view/edit your application. 2. Read the [2019 CAO Handbook](#). 3. Read the [Course Changes](#) to view important changes to courses. Below this, a link states "You may wish to use the [interactive demo facility](#)." The "Instructions" section lists several key points: • In any one year, you may NOT present more than one application. If you think you may have already submitted an online application or you have already received a 2019 CAO application number, please proceed instead to the "My Application" facility. **There will be no refunds given to applicants who make more than one application.** • The fee for an online application is currently **€45**. **There is an online discounted fee of €30 if you apply before 20th January (17:15).** For further information on fees and closing dates, please view the [fees table](#). • Applicants making an on-line application may pay the application fee using a Credit or Debit Card (Visa or MasterCard). Alternatively, applicants may pay the application fee in advance at a bank within the Republic of Ireland using an Application Fee Payment Form. If you have not received an Application Fee Payment Form, it may be obtained by contacting CAO. • Applicants must **not** make more than one application (either on-line or paper). An extra **€10** penalty charge will be levied if an applicant submits more than one application (either on-line or paper). • Mature applicants (those 23 years of age on or before the 1st of January 2019) and applicants who have

Things To Note:


- Apply online at www.cao.ie
- Interactive demo facility
- Alert Lists
- Restricted courses



Access Routes

- **1st February**
- **1st March**
- **15th March**

- **Hear** (Higher Education Access Route)

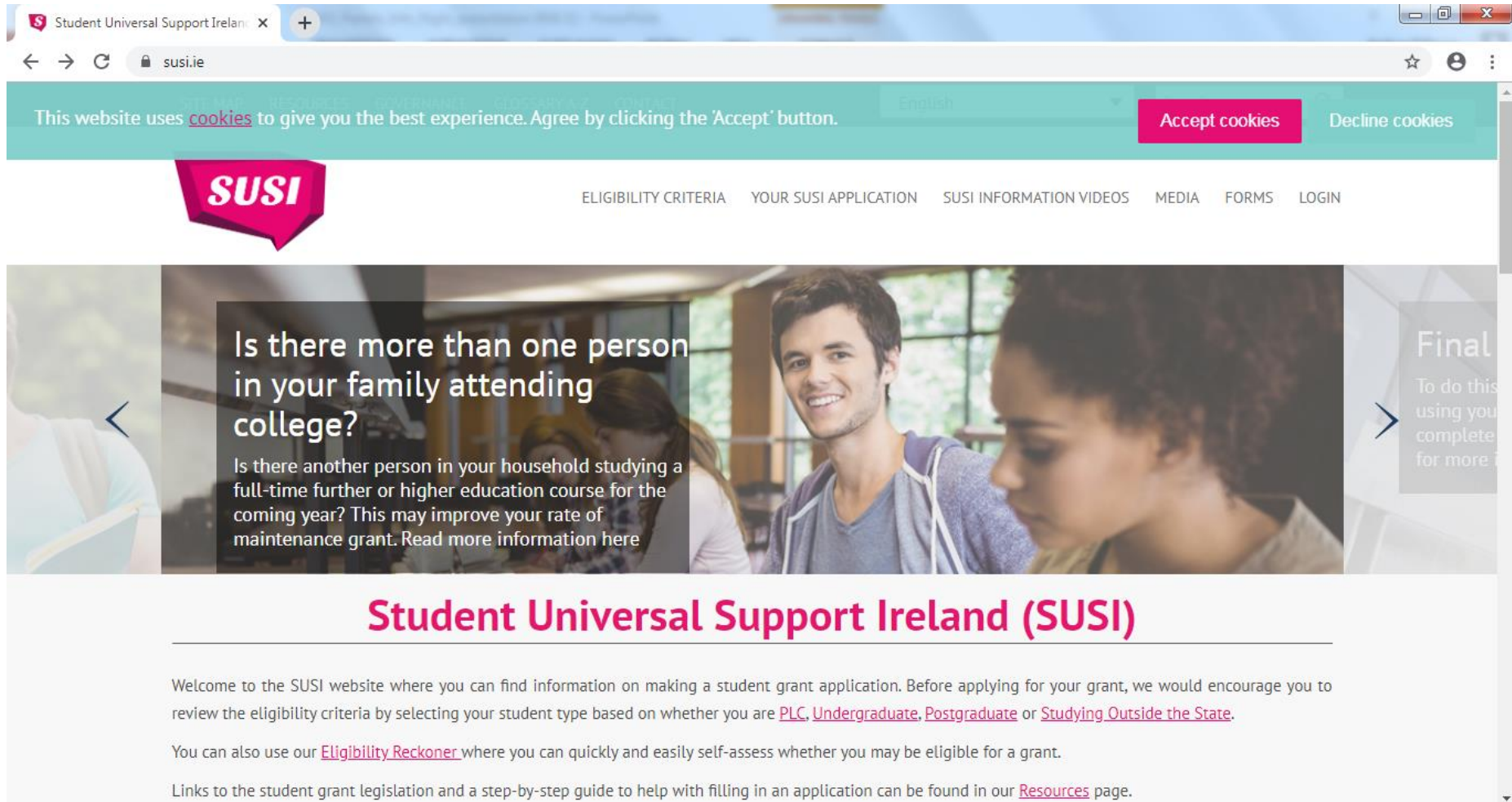


- **Dare**
(Disability Access Route to Education)



- **1st February**
- **1st March**
- **15th March**

SUSI Grant



The screenshot shows the SUSI Grant website in a web browser. The browser's address bar displays 'susi.ie'. A teal banner at the top contains a cookie notice: 'This website uses cookies to give you the best experience. Agree by clicking the 'Accept' button.' To the right of the notice are buttons for 'Accept cookies' and 'Decline cookies'. Below the banner is the SUSI logo, a pink shield with the word 'SUSI' in white. To the right of the logo is a navigation menu with links: 'ELIGIBILITY CRITERIA', 'YOUR SUSI APPLICATION', 'SUSI INFORMATION VIDEOS', 'MEDIA', 'FORMS', and 'LOGIN'. The main content area features a large banner with a background image of students. On the left side of the banner, there is a question: 'Is there more than one person in your family attending college?' followed by a paragraph: 'Is there another person in your household studying a full-time further or higher education course for the coming year? This may improve your rate of maintenance grant. Read more information here'. On the right side of the banner, there is a partial view of another section titled 'Final' with the text 'To do this using your complete for more'. Below the banner, the title 'Student Universal Support Ireland (SUSI)' is centered. Underneath the title, there is a welcome message: 'Welcome to the SUSI website where you can find information on making a student grant application. Before applying for your grant, we would encourage you to review the eligibility criteria by selecting your student type based on whether you are [PLC](#), [Undergraduate](#), [Postgraduate](#) or [Studying Outside the State](#). You can also use our [Eligibility Reckoner](#) where you can quickly and easily self-assess whether you may be eligible for a grant. Links to the student grant legislation and a step-by-step guide to help with filling in an application can be found in our [Resources](#) page.'

Student Universal Support Ireland (SUSI)

Welcome to the SUSI website where you can find information on making a student grant application. Before applying for your grant, we would encourage you to review the eligibility criteria by selecting your student type based on whether you are [PLC](#), [Undergraduate](#), [Postgraduate](#) or [Studying Outside the State](#). You can also use our [Eligibility Reckoner](#) where you can quickly and easily self-assess whether you may be eligible for a grant. Links to the student grant legislation and a step-by-step guide to help with filling in an application can be found in our [Resources](#) page.

Thank you for you attention.



Aisling O'Dwyer
Guidance Counsellor
aisling.odwyer@preslistowel.ie
068-21452